

JUST CAUSE™



MATURE 17+

M

CONTENT RATED BY
ESRB

avalanche
STUDIOS

eidos

WARNING:

READ BEFORE USING YOUR PLAYSTATION®2 COMPUTER ENTERTAINMENT SYSTEM.

A very small percentage of individuals may experience epileptic seizures when exposed to certain light patterns or flashing lights. Exposure to certain patterns or backgrounds on a television screen or while playing video games, including games played on the PlayStation 2 console, may induce an epileptic seizure in these individuals. Certain conditions may induce previously undetected epileptic symptoms even in persons who have no history of prior seizures or epilepsy. If you, or anyone in your family, has an epileptic condition, consult your physician prior to playing. If you experience any of the following symptoms while playing a video game — dizziness, altered vision, eye or muscle twitches, loss of awareness, disorientation, any involuntary movement, or convulsions — IMMEDIATELY discontinue use and consult your physician before resuming play.


WARNING TO OWNERS OF PROJECTION TELEVISIONS:

Do not connect your PlayStation 2 console to a projection TV without first consulting the user manual for your projection TV, unless it is of the LCD type. Otherwise, it may permanently damage your TV screen.

USE OF UNAUTHORIZED PRODUCT:

The use of software or peripherals not authorized by Sony Computer Entertainment America may damage your console and/or invalidate your warranty. Only official or licensed peripherals should be used in the controller ports or memory card slots.

HANDLING YOUR PLAYSTATION 2 FORMAT DISC:

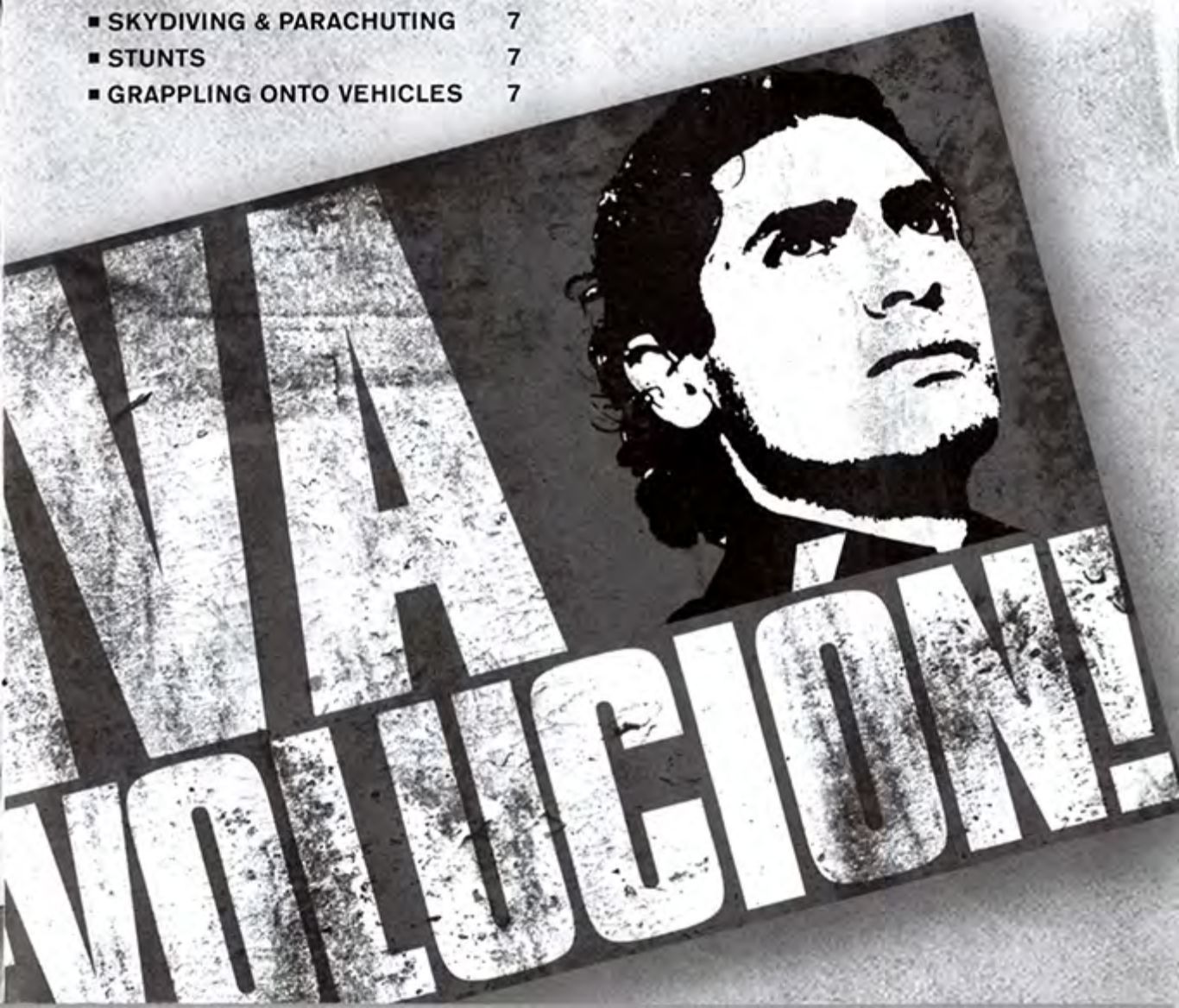
- This disc is intended for use only with PlayStation 2 consoles with the NTSC U/C designation.
 - Do not bend it, crush it or submerge it in liquids.
 - Do not leave it in direct sunlight or near a radiator or other source of heat.
 - Be sure to take an occasional rest break during extended play.
 - Keep this disc clean. Always hold the disc by the edges and keep it in its protective case when not in use. Clean the disc with a lint-free, soft, dry cloth, wiping in straight lines from center to outer edge. Never use solvents or abrasive cleaners.
- 



NEWS TO BE TRUSTED!

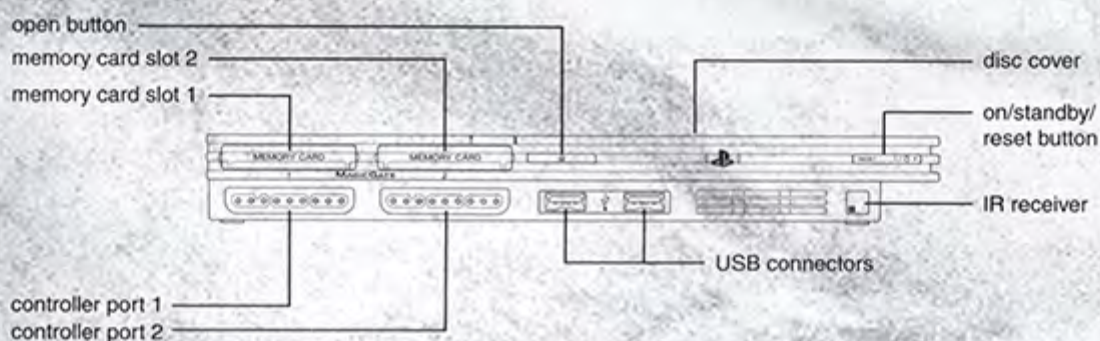
IN THIS ISSUE ...

GETTING STARTED	2	HUD	8
CONTROLLER	3	▪ ICONS	9
THE BLACK HAND OF PRESIDENT MENDOZA	4	▪ PDA	9
▪ PRESTIGE POINTS	5	PRESTIGE POINTS	10
▪ SAFEHOUSES	5	RIOJA RACING	10
▪ SAVE GAME	5	VEHICLE HIJACKING	10
BASIC CONTROLS	6	GUERRILLA ARMS CACHE	11
VEHICLE CONTROLS	7	REWARDS	12
▪ BASIC DRIVING	7	IN-GAME ASSISTANCE	12
▪ COMBAT DRIVING	7	OPTIONS	12
▪ AIRPLANE FLYING	7	CREDITS	13
▪ HELICOPTER FLYING	7		
▪ SKYDIVING & PARACHUTING	7		
▪ STUNTS	7		
▪ GRAPPLING ONTO VEHICLES	7		





GETTING STARTED



Set up your PlayStation®2 computer entertainment system according to the instructions supplied with your system. Check that the system is turned on (the on/standby indicator is green). Press the OPEN button to open the disc cover. Place the **JUST CAUSE™** disc with the label side facing up in the disc holder, and then close the disc cover. Attach game controllers and other peripherals as appropriate. Follow the on-screen instructions and refer to this manual for information on using the software.

MEMORY CARD (8MB)(for PlayStation®2)

To save game settings and progress, insert a memory card (8MB)(for PlayStation®2) into MEMORY CARD slot 1 before powering on the system. At least 429KB of free space on the memory card is required to save game data.

This game supports saving and loading of game data in MEMORY CARD slot 1 only. You can load saved game data from the same memory card or from any memory card containing previously saved **JUST CAUSE™** games.



CONTROLLER


DUALSHOCK®2 ANALOG CONTROLLER CONFIGURATIONS





Connect the DUALSHOCK®2 analog controller to controller port 1 before starting play. When the vibration function is on, the controller will vibrate in response to game events.

- You can reconfigure the controls and toggle the vibration function on/off in Options mode, accessible from the Main Menu or in-game Pause Menu.
- All controls used in this manual are the default controls.

MENU CONTROLS

Use the following controls to select and adjust options from both the Main Menu and the in-game Pause Menu (press the  button during play to pause).

- Use the directional buttons to view and cycle through the game options.
- Press the  button to select an option, change a current option, confirm any changes made or progress to the next screen.
- Press the  button in a submenu to return to the previous screen.



SAN ESPERITO VANGUARD

THE BLACK HAND OF PRESIDENT MENDOZA



President Salvador Mendoza

Last week's violent uprising in the capital of San Esperito heralded the start of a coup as the Parliament building was stormed by military forces. Chaos spread to the streets as gunfire rang in the air and the sun set over a weekend of violence.

The leader of the uprising and new order is General Salvador Mendoza. In a press dispatch, the new Government claimed to have "freed the nation from a pack of vultures feeding off the corpse of the national constitution."

Since becoming president, General Mendoza has brought in "foreign security specialists" to subdue uprisings in the unstable regions surrounding the capital. Asked whether the security specialists are mercenaries, the President scoffed, "I will not stand by idly as parasitic motherless dogs pillage my country."

A U.S. government dossier disclosing secret agency information was discovered earlier this week. Security services have gone into overdrive to establish its source.

U.S. chiefs confirmed that a Top Secret U.S. Government Agency operative was arrested on suspicion of contravening the Official Secrets Act and released pending further inquiries. More arrests are expected, while the largest spy hunt in the U.S. for some years continues.

EL PRESIDENTE: U.S. GUILTY OF "BLATANT INTERFERENCE"



Pro-democracy rebels attack a munitions dump near San Esperito.

President Mendoza has accused the U.S. of supporting rebel causes. Mendoza stood firm against mounting pressure from the United States to permit United Nations checks of his anti-drugs program. Mendoza accused Americans of "blatant interference" after the U.S. hinted at its support for the rebels. The U.S. dismissed Mendoza's claims as "paranoid propaganda."

JARDIA

No. 68834 ■ Thursday, April 20, 2006

VIOLENCE IN PROVINCIA MIRASOLES



Route into the village of Media Luna in Provincia Mirasoles.

Violence erupted in the village of Media Luna as clashes between Guerrilla forces, The People's Revolutionary Army of San Esperito (P.R.A.S.E.) and Mendoza's uniformed militia left five dead.

"Mendoza is a rabid dog that should be put to death," said revolutionary leader José Caramicas. "We will not rest until our people are free."

Caramicas continued, "You too can start an insurgency in Government-controlled settlements. First, start an attack on the defending forces (police/army). Find a Guerrilla (green ! icon) on the minimap. Press the ⊗ button when you see the action icon (page 9). Kill the Government forces to liberate the area and earn rewards and prestige points."

Following angry demonstrations elsewhere in the province, Government soldiers have occupied the area to deal forcibly with any further uprisings.

President Mendoza released the following statement: "We condemn the shameful act of attacking our officers in Media Luna and know it to be the work of rebel looters. This behavior will not be tolerated."

■ PRESTIGE POINTS

Earn prestige points by doing work (liberations, side and story missions) for Guerrillas and the Rioja cartel. Gain rank by earning prestige points, and get rewards when you gain rank. See related story on page 10.

■ SAFEHOUSES

Guerrilla missions unlock more safehouses when you gain rank. Upgrades enhance equipment provided in safehouses.

■ SAVE GAME

Save your game from any save point (located in safehouses). Press the ⊗ button to display the save screen. Choose a save slot and press the ⊗ button to save.

CARAMICAS JAILED

José Caramicas, leader of The Peoples Revolutionary Army, was sentenced yesterday to El Grande Fort, the Government's penal institution. President Mendoza defended the verdict, saying: "The sentencing of this terrorist will end rebel violence!"

Caramicas' sister, Esperanza, called for a fair hearing for her brother, who she believes is the victim of political conspiracy. She has appealed to the United States to intervene. U.S. intelligence agencies are rumored to be monitoring the situation.

Caramicas, a popular hero in many provinces, will be escorted to the Fort under armed guard. Esperanza believes her brother's life will be in danger once he arrives at the prison.



BASIC CONTROLS

left analog stick	Move
directional buttons ←/→	Cycle weapons
directional buttons ↑/↓	Quick access to grapple hook and mines
right analog stick	Aim/Camera control
R3 button	Change camera view (3rd person/shoulder)
L1 button	Throw grenade
L2 button	Cycle targets
R1 button	Fire weapon
R2 button	Reload
○ button	Jump
⊗ button	Action/Use
SELECT button	PDA
START button	Pause Menu

MILITARY TRAINING A MUST, SAYS TOP BRASS

Take a tip from the General, and learn the game controls by getting your military training in early.

General José Durango, a top military official, has recently turned his considerable leadership skills to getting youths off the street and into military training.

"I intend to provide solutions to the fundamental problems young people face today," he said. "The most fundamental problem is lack of control. I believe the fastest way young people can learn the controls is through military training."



General José Durango



VEHICLE CONTROLS

Basic Driving

Enter/Exit vehicle	△ button
Accelerate	R1 button
Brake/Reverse	L1 button
Turn right/left	left analog stick ←/→
Handbrake	○ button
Sound horn	L3 button

Combat Driving

Cycle weapons	left analog stick ←/→
Aim	right analog stick
Fire weapon	□ button



Airplane Flying

Bank left/right	left analog stick ←/→
Accelerate	R1 button
Brake	L1 button

Helicopter Flying

Forward/reverse	left analog stick ↑/↓
Turn left/right	left analog stick ←/→
Increase altitude	R1 button
Decrease altitude	L1 button

Skydiving & Parachuting

Dive	left analog stick ↑
Slow down	left analog stick ↓
Turn left/right	left analog stick ←/→
Open/Close canopy	⊗ button



Stunts


Assume stunt position	⊗ button
From stunt position:	
Jump to nearby vehicle	○ button
Parachute off vehicle	⊗ button
Jump off vehicle	○ button
Re-enter vehicle	△ button

Grappling onto Vehicles

From stunt position, use the grappling gun to hook a vehicle. Press and hold the **R1** button to move into stunt position on the grappled vehicle.



HUD




INVENTORY

Shows your equipped primary and secondary weapons, and amount of ammo for the selected weapons.

HEALTH

Displayed when you take damage, this indicates your current/max health.



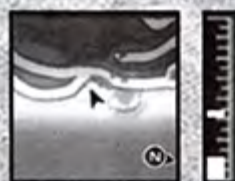
SWAP ITEMS INDICATOR

Indicates when a weapon is available to swap.




RETICLE

Changes from a cross to a circle when a enemy is locked-on.



MINIMAP

Compass/Direction Indicator — Allows you to navigate the maps.
Altimeter — Shows your elevation. When this flashes red, you're close to the ground.



WANTED LEVEL

To the left of the minimap, numbers represent the level of the police hunt for the agent (you); 1 is lowest. Flag indicators show if the province you're in is Government-run, Guerrilla or currently unstable.



ICONS



MISSION OBJECTIVES (red)
Show the direction and distance to your next mission objective. When multiple objectives are active, each has its own indicator.



SIDE MISSION ICONS (green or yellow)
Offer the opportunity to earn vehicles, weapons, equipment and prestige points from different factions. Activate side missions by communicating directly with rebel Guerrillas.



SAFEHOUSE
Rioja and Guerrilla cartels run safehouses where you can collect new weapons, regain health and store exotic vehicles.



SETTLEMENT
San Esperito has over 300 towns, cities and villages, indicated by house and tent icons.



STORY MISSION BRIEFING (various)
Talk to your commander to receive new orders.



RACE MISSION ICON
Indicates the location of illicit and dangerous races. Participating in races jeopardizes your well-being.



INTEREST POINT (black dots)
Represent points of interest that you should explore for helpful equipment.



COLLECTABLE OBJECTS (blue dots)
The San Esperito islands are littered with objects that you can collect and exchange for rewards.

PDA



MAP
Displays a map of the islands of San Esperito. Scroll the map with the left analog stick. Zoom in and out by moving the right analog stick ↑/↓.



POLITICAL MAP
Shows the political status of a province on the map, e.g. Government-run or Guerrilla.



EXTRACTION
Call for extraction. The PDA gives your co-ordinates to your support team. You then release a red flare to mark the exact position of the extraction. The PDA then shows a list of available safehouses. When you select a destination, the extraction team is deployed.



MISSION INFORMATION
Provides real-time mission information and objectives.



GUERRILLA RELATION
Provides faction-ranking information showing your rank in the rebel army.



RIOJA CARTEL RELATION
Provides faction-ranking information showing your rank in the Rioja drug cartel.



HEAVY DROP
While in the field, you can request that agency vehicles be air-dropped to your location. Use the PDA to give coordinates and then a release a flare to mark the exact DZ (drop zone).



STATISTICS
Displays agent and mission statistics.



PRESTIGE POINTS

REBELS OFFER REWARDS

Rebel bosses are reported to be offering enormous rewards (prestige points) to anyone completing side missions. These bosses are extremely dangerous and can be identified by green ! icons. The rebels are technically savvy and employ complex communications systems for countersurveillance.

Police are appealing to the populace to notify them immediately if they are approached by Rebel bosses. In a statement today, President Mendoza vows: "Anyone withholding information on these known felons and taking their rewards will be shot!"



RIOJA CARTEL FEELS DEA HEAT

In a related story, Rioja cartel members, identified by yellow ! icons, are reported to be offering huge amounts of prestige points to civilians for help with missions. U.S. government officials have declared war on Rioja drug lords, as Esperitian cocaine floods U.S. borders.

DEA mouthpiece John Mckinley, speaking at a press conference in New York, pleaded: "If you meet any cartel members, please contact the DEA immediately. All calls are confidential."

RIOJA RACING




Race fast cars, boats and planes on the ultimate day out! Join the Rioja Racing Team and earn big prestige points when you win!

- Races are timed through checkpoints, with different start points (checkerboard icon) located across the island.
- Racers must pass through all checkpoints in correct order to complete a race.

VEHICLE HIJACKINGS



Numerous vehicles have been stolen over the last few months, indicating a sharp rise in hijacking crimes. Eye witnesses state that thieves step up to the vehicles, press the  button and then get in and drive off.

A police spokesperson reports, "It's difficult for vehicle owners to protect themselves, as the thieves often carry weapons." Extra police have been put on patrol to combat these crimes.



GUERRILLA ARMS CACHE


A huge arms cache discovered on the island is thought to belong to the Guerrilla movement. A Government spokesperson released these details:

HAND GUNS

Pistol: Moretti P.94



Silenced pistol: Galini M39 "Husher"



Revolver: Harker 357 Sawback



SUBMACHINE GUNS

One Handed: Aviv Scarab



Silenced: Nova 9



Two Handed: Aviv Panthera



SHOTGUNS

Sawed-off: Dawson 61 Sports Model



Pump Action: Moretti CCW Centurion



Automatic: Moretti CCW Praetorian




ROCKET PROPELLED GRENADE LAUNCHERS

Disposable: RPG M-112



Rocket Launcher: Mako Odra



Grenade Launcher: Mako Hammerhead



ASSAULT RIFLES

Standard Issue: Adler FF M-72



Assault Sniper: Lance FDL



Heavy/Slow: Fleisher AR-5 Blizzard



High Tech: Haswell Gen2 Vindicator Sniper Rifle



Standard Sniper: Barclay Phantom



PROTEC GRAPPLER G3

Protec Grappler G3
When fired the gun shoots a magnetic hook that locks-on to a vehicle. The hook is connected to a wire, which is connected to the firer.



EXPLOSIVES

Grenade



Timed Explosive/Triggered Explosive



Remote Trigger





REWARDS

You can earn huge rewards for successfully completing missions.

■ MISSION REWARDS

Completing main missions unlocks new agency safehouses, which may contain new vehicles or weaponry. Opening up a new safehouse also triggers the destabilization of the province in which the safehouse is located, allowing you to begin its liberation.

■ SIDE AND BONUS MISSIONS

Performing side missions for the Guerrilla cartel earns you prestige points, which elevate your rank within the Guerrilla army and unlock access to new weapons and military vehicles. Successfully completing side missions for the Rioja drug cartel raises your rank with that faction and unlocks luxury vehicles.

IN-GAME ASSISTANCE



Tom Sheldon and Maria Kane are so smitten with the culture and history of San Esperito that they urge any fellow Americans on the islands to visit them any time. They offer a wealth of information on activities throughout the islands.

"There's plenty of action in San Esperito," advises Tom. "Come by and visit us! We're just the people to help you find it!"

OPTIONS

START GAME

Start the game.

SETTINGS

General:

- Controller Vibration (Off/Low/High)
- Action Camera (On/Off)
- Subtitles (On/Off)
- Invert Up/Down (On/Off)
- Default Settings (Restore original settings)

HUD:

- Health Bar (Dynamic/Show/Hide)
- Weapon Selector (Dynamic/Show/Hide)
- Objective Info (Dynamic/Show/Hide)
- Action icons (Dynamic/Show/Hide)
- Minimap (Dynamic/Show/Hide)
- Default Settings

Video:

- Motion blur (On/Off)
- Default Settings

Audio:

Adjust volume settings for:

- Music Volume
- Dialogue
- Sound Effects

Controls:

- Controller Setup (Select a controller configuration)

Credits:

- View game credits



CREDITS

AN AVALANCHE STUDIOS PRODUCTION

- CREATIVE DIRECTOR**
Christofer Sundberg
- TECHNICAL DIRECTOR**
Linus Blomberg
- ORIGINAL GAME CONCEPT**
Christofer Sundberg
Nils Gulliksson
- WRITERS**
Odd Ahlgren
Matthew Costello
Neil Richards
- PRODUCER**
Fredrik Sjöo
- ASSISTANT PRODUCER**
Daniel Willför
- LEAD GAME DESIGNER**
Magnus Nedfors
- GAME DESIGN**
Markus Swårdenholt
Leif Westerholm
Christoffer Nyberg
- LEVEL DESIGNERS**
Oskar Blomberg
Johan Belking
Magnus Johansson
Jörgen Stömbro
Nicklas Andersen
Staffan Ahlström
Jonas Nordström
Tobias Andersson
Peppe Pihl
Christian Plogfors
Juan Gauthier
Theo Savidis
- LEAD LEVEL DESIGNER**
Mårten Stormdahl
- TECHNICAL PRODUCER**
Panagiotis Chrysovitianos
- LEAD PROGRAMMERS**
Sara Roos
Fredrik Lönn
- PROGRAMMERS**
Viktor Blomberg
Magnus Auvinen
Fredrik Ovaska
Johnny Svensson
Johan Sylwander
Alex Wennström
Peder Nordenström
Joacim Jacobsson
Jonas Nelson
Per Ohlsson
Mathias Westerdahl
Andres Hansson
Nicklas Frohagen
- ADDITIONAL PROGRAMMERS**
Jonas Norberg
Magnus Lindström
Andreas Nilsson
Olof Karlsson
Annika Lind
Emanuel Ederyd
- TECHNOLOGY PROGRAMMERS**
Patrick Nylen
Andreas Thorsen
Paul Sinnet
- ADDITIONAL PROGRAMMERS**
Jim Kjellin
Jesper Svennevid
Daniel Strandgren
- SOUND DESIGN**
Martin Oliver
Steve Bleezy
- CONCEPT ARTISTS**
Leo Sandberg
Peter Bergting
Johan Egerkrantz
Daniel Persson
Isabela Molina
Oscar Chiconi
- ART DIRECTOR**
Stefan Ljungqvist
- ART DESIGNERS**
Johan Carlberg
Conny Bergqvist
Mats Bergström
Staffan Norling
Svante Danielsson
Peter Narkiniemi
Timo Väisänen
Vidar Rapp
- LEAD ANIMATOR**
Robert Pettersson
- ADDITIONAL ANIMATORS**
Patrick Kling
Daniel Eriksson
Henrik Håkansson
Pete Samaur
Johan Fröjd
Sigtor Kildahl
- MOTION CAPTURE TALENT**
Fliiss Walton
Leraldo Anzaluda
- FMV PRODUCTION**
Interserv
Tobias Andersson
Peter Olsson
Johan Forslind
Johan Rask
- QA LEAD**
Tobias Hagberg
- TESTERS**
Anna Bengtsson
Daniel Jonsson
Doru Apreotesei
Mats Andersson
Jessica Granberg
Rachid Liljecrantz
Wilhelm Österberg
- SPECIAL THANKS TO**
Oskar Burman
Nina Zhovnartsuk
Camilla Melin
Stefan Pettersson
Thomas Lilja
Anton Wiegert
Jakob Ericsson
Gustav Taxén
Micke Rosengren
Peter Björklund
Ilan Rosé
- ALSO THANKS TO**
Martin Alltimes
Nick Bridger
David Rose
Peter Bergting
Tom Olsson
Stefan Lampinen
Hans Sundberg
Families and friends



EIDOS INTERACTIVE U.K.

PRODUCER
Dan Mayers

BRAND MANAGER
Helen Lawson

EXECUTIVE DESIGNER
Dax Ginn

**SENIOR
LOCALISATION MANAGER**
Monica Dalla Valle

QA MANAGER
Marc Titheridge

QA SUPERVISOR
John Ree

LEAD QA TECHNICIANS
Allen Elliott
Marcus Smikle
Derren Toussaint

QA TECHNICIANS
Jon Galbraith
Graham Finnigan

LOCALISATION MANAGER
Anna Vernocchi

**LOCALISATION
QA SUPERVISOR**
Arnaud Messager

CREATIVE MANAGER
Quinton Luck

SENIOR DESIGNER
Jodie Brock

HEAD OF COMMUNICATIONS
Chris Glover

UK PR MANAGER
Gareth Ramsey

EUROPEAN PR MANAGER
Emily Britt

QA SUPERVISOR (MASTERING)
Jason Walker

**MASTERING
& COMPATABILITY ENGINEERS**
Ray Mullen
Mark Webb

MUSIC
Rob Lord

MUSIC SOURCED BY
I 10 Q

SPECIAL THANKS

Jake Mayers
Esther Sundberg
Vanda Bergtröm
Jennifer Sjöo
Vincent Sjöo
Emma Belking
Olivia Chryssovitsanou
Miranda Lagerbäck
Mirabel Lagerbäck
Maj Nedfors
Minou Ivraeus
X Roos
X Zhovnartsuk Magnusson
X Johansson



EIDOS U.S. PUBLISHING

CEO & PRESIDENT, EIDOS NORTH AMERICA Bill Gardner	CHANNEL MARKETING COORDINATOR Rafal Dudzic	QA LEAD Kip Ernst
EXECUTIVE VICE PRESIDENT OF SALES & MARKETING Robert Lindsey	DIRECTOR OF MARKETING COMMUNICATIONS Stephanie Lipetzky	QA ASSISTANT LEAD Jeff Lowe
VICE PRESIDENT, LEGAL & BUSINESS AFFAIRS James O'Riordan	CREATIVE SERVICES PROJECT MANAGER Eileen Buenviaje	QA TECHNICIANS Stephen Cavoretto Mackenzie Hume Nicholas Coopriider Aaron Keillor Richard Hartzell Ergin Dervisoglu Matthew Trudell Erik Kennedy Dave Bushee Nick Lutz Joe Greer Jason Johnson Katie Bieringer Stephanie Greer Tony Perata Nick Jacobson Panagiotis Panayotopoulos Joshua Pfeiffer Will Dimas Richard Campbell John Hayes
PUBLISHING SUPPORT, LEGAL & BUSINESS AFFAIRS Clint Waasted	MEDIA SPECIALIST Michael Tran	SPECIAL THANKS Sean Mylett Shane Francis Co. Petrol Advertising Susan Kwon Danny Jiang Tali Fisher Karl Stewart Jason Bergquist Manuela Tehrani Jefferson Dong David Bamberger Brian Venturi Patrick Laciste Jeff Green Hanshaw Ink & Image Jordan Romaidis Patrick Goodspeed Tilo Ortega
VICE PRESIDENT OF FINANCE Malcolm Dunne	GRAPHIC DESIGNER James Song	
VICE PRESIDENT OF HUMAN RESOURCES Edie Dykstra	WEB PRODUCER Roderick van Gelder	
DIRECTOR OF MARKETING Matt Gorman	WEB DESIGNER John Lerma	
MARKETING MANAGER Sam Tehrani	EVENTS MANAGER Annie Meltzer	
DIRECTOR OF PUBLIC RELATIONS Michelle Seebach Curran	OPERATIONS MANAGER Gregory Wu	
SENIOR PUBLIC RELATIONS MANAGER Oonagh Morgan	SENIOR PRODUCER Nick Goldsworthy	
ONLINE PUBLIC RELATIONS SPECIALIST Matt Dahlgren	ASSOCIATE PROJECT MANAGER Clayton Palma	
NATIONAL SALES MANAGER Joe Morici	ASSOCIATE MANAGER OF PRODUCT OPERATIONS Colby McCracken	
CHANNEL MARKETING MANAGER Janty Sumimoto	CUSTOMER SUPPORT SUPERVISOR Sean McCloskey	
SENIOR CHANNEL MARKETING SPECIALIST Ilana Budanitsky	CUSTOMER SUPPORT CARE Adam Braswell Richard Campbell	
CHANNEL MARKETING PROJECT MANAGER Diane Eng	QA/CS MANAGER Mark Cartwright	
	QA SUPERVISORS Daniel Franklin Aaron Safronoff	



DON'T WORRY. EVERYTHING IS FINE

Register online at www.eidosregistration.com

EIDOS, INC., LICENSE & LIMITED WARRANTY

Eidos, Inc., warrants to you, the original purchaser of this disc, that for a period of ninety (90) days from the date of your purchase, this disc shall be free from defects in materials and workmanship. If, at any time during the applicable ninety (90) day warranty period you determine that this limited warranty has been breached, Eidos, Inc., agrees, in its sole option, to repair or replace, free of charge, any such disc, provided the disc is returned postage-paid to the Eidos, Inc., Factory Service Center and a proof of date of purchase is included. This limited warranty is not applicable to normal wear and tear and shall be void with respect to any defects that arise from disc abuse, unreasonable use, mistreatment or neglect. This disc is sold "as is" without any warranties of any kind, express or implied, including implied warranties of merchantability or fitness for a particular purpose, other than the limited warranty expressly stated above. No other claims arising out of your purchase and use of this disc shall be binding on or obligate Eidos, Inc., in any manner. Eidos, Inc., will not be liable to you for any losses or damages incurred for any reason as a result of your use of this disc, including, but not limited to, any special, incidental, or consequential damages resulting from your possession, use or malfunction of this disc. This limited warranty states the entire obligation of Eidos, Inc., with respect to the purchase of your disc. If any part of this limited warranty is determined to be void or illegal, the remainder shall remain in full force and effect.

For warranty support please contact our Customer Support department at (415) 615-6220. Our staff is available Monday through Friday, 9:00 a.m. to 12:00 noon and 1:00 p.m. to 5:00 p.m. Pacific Time. You are responsible for all toll charges. **Customer Support Representatives will not provide game hints, strategies or codes.**

PRODUCT RETURN PROCEDURE

In the event our support agents determine that your game disc is defective, you will need to forward material directly to us. Please include a brief letter explaining what is enclosed and why you are sending it to us. The agent you speak with will give you an authorization number that must be included and you will need to include a daytime phone number so that we can contact you if necessary. Any materials not containing this authorization number will be returned to you unprocessed and unopened. Send your postage-paid package to the following address:

Eidos, Inc. Customer Services
RMA# (state your authorization number here)
651 Brannan Street, Suite 400
San Francisco, CA 94107

You are responsible for postage of your game to our service center.

ALL IN ALL
YOU'RE JUST ANOTHER
BRICK IN THE WALL

JUST CAUSE



♥ WAR

LIBERTAD ANARQUISTAS

11/04/2003



AVIADOR

**DON'T WORRY.
EVERYTHING IS FINE**